



BOARD REPORT

Date: September 3, 2025

To: Chair and Members
Brantford Police Services Board

From: Grant Davies
Deputy Chief - Operations

Subject: 5-year statistical analysis

.....

PURPOSE:

This report is intended to provide a high-level overview of key aspects of criminal offences occurring in the City of Brantford.

BACKGROUND:

Gaining a clear understanding of the nature and scope of crime within the city of Brantford is essential in addressing community concerns and fostering a safer environment. Our service remains committed to continually assessing crime trends and deploying resources in the most effective way possible.

Crime rates in Canada decreased in 2024 by just over 3% from the year prior. When compared to the 5-year average, overall criminal violations were 5.5% lower in 2024. In Ontario, the crime rate per 100,000 population is slightly lower than the national average with all criminal code violations coming in just over 4,700/100,000 population. (Statistics Canada: Police-reported Information Hub)

The city of Brantford saw an increase in reported crime rate from 2023 to 2024 of approximately 3%, however the 5-year overall percentage remains on a downward trend.

The Uniform Crime Reporting Survey (UCR) is a form of coding used by police services that is designed to accurately measure the incidence of crime in Canada. UCR coding is completed by members working in the Records Section and collected by the Canadian Centre for Justice and Community Safety Statistics. UCR coding provides a historical record of the characteristics of incidents, victims and accused that may be helpful for year over year comparisons of crime trends.

The Crime Severity Index (CSI) considers not only the volume of crime but also its relative seriousness. The CSI provides a basis for comparing the situation in our community with trends both within the province and nationally. The CSI data reported by Statistics Canada encompasses incidents reported and investigated within all of Brant County. Figure 1 provides a brief overview of how the CSI weighted system assigns a score.

Figure 1



In 2024, the volume and severity of police-reported crime in Canada, as measured by the CSI, decreased by 4% from the year prior. The violent crime severity index, which includes offences such as homicide, assault, robbery, and criminal harassment remained relatively unchanged.

The overall CSI was 77.9 in Canada and 60.7 in Ontario. The census metropolitan area of Brantford fell in between the national and provincial average at 70.7. See table 1 for several comparators.

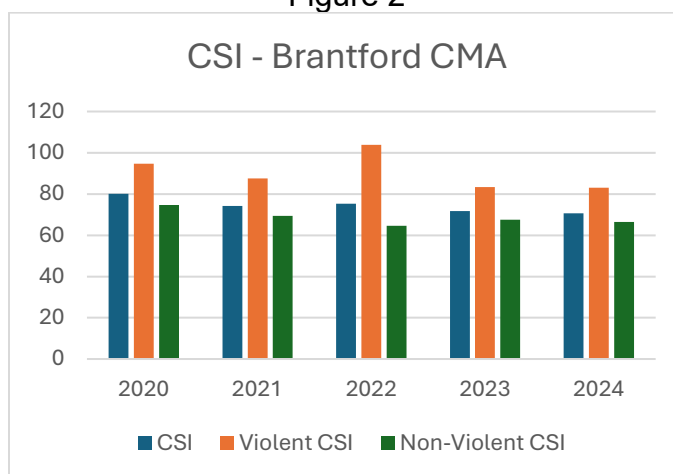
TABLE 1

	2024 CSI	% CHANGE FROM 2023
CANADA	77.9	-4
ONTARIO	60.7	-1
BRANTFORD	70.7	-1
KITCHENER-WATERLOO	72.7	-4
GUELPH	56.0	0
TORONTO	59.4	+1
THUNDER BAY	107.7	+8

Source Statistics Canada, 2025
<https://www150.statcan.gc.ca/>

Figure 2 shows the year over year CSI, Violent CSI (V-CSI), and Non-Violent CSI (NV-CSI) for the city of Brantford.

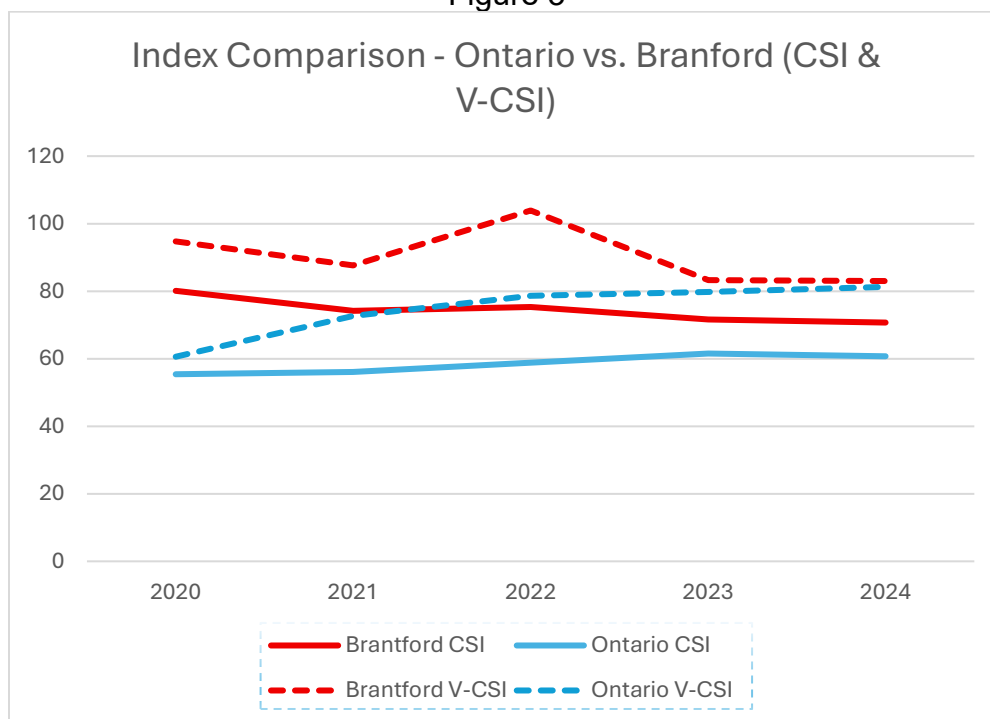
Figure 2



Source Statistics Canada
<https://www150.statcan.gc.ca/>

A 5-year comparison of the CSI and Violent CSI in Brantford relative to the provincial average indicates the disparity between the two is narrowing. See Figure 3.

Figure 3



Source Statistics Canada
<https://www150.statcan.gc.ca/>

This report focuses on the following criminal offences.

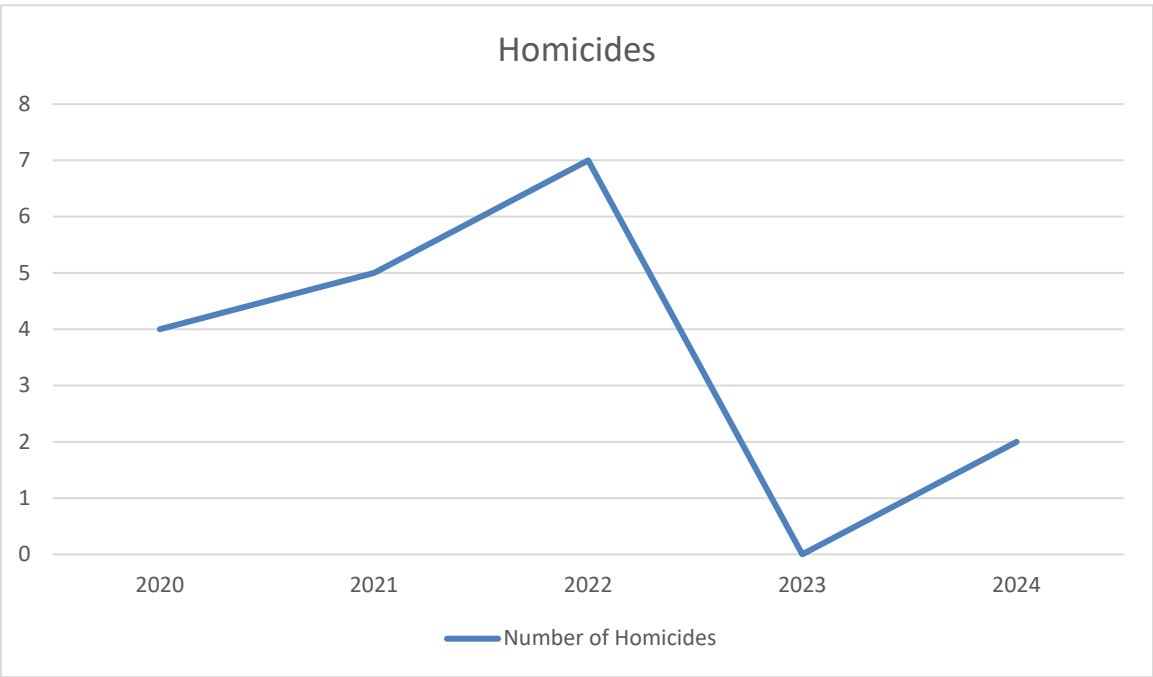
Event Type	Actual Occurrences Brantford 2024
Homicide	2
Sexual Assault	129
Assault	809
Robbery	49
Weapons Offences	121
Break and Enter-Residence	212
Break and Enter-Business	121
Theft Motor Vehicle	332
Fraud	485
Mischief	767
Impaired Driving	150

*** Note ** Provincial data provided for comparison is expressed in number of events per 100,000 people.*

Homicide

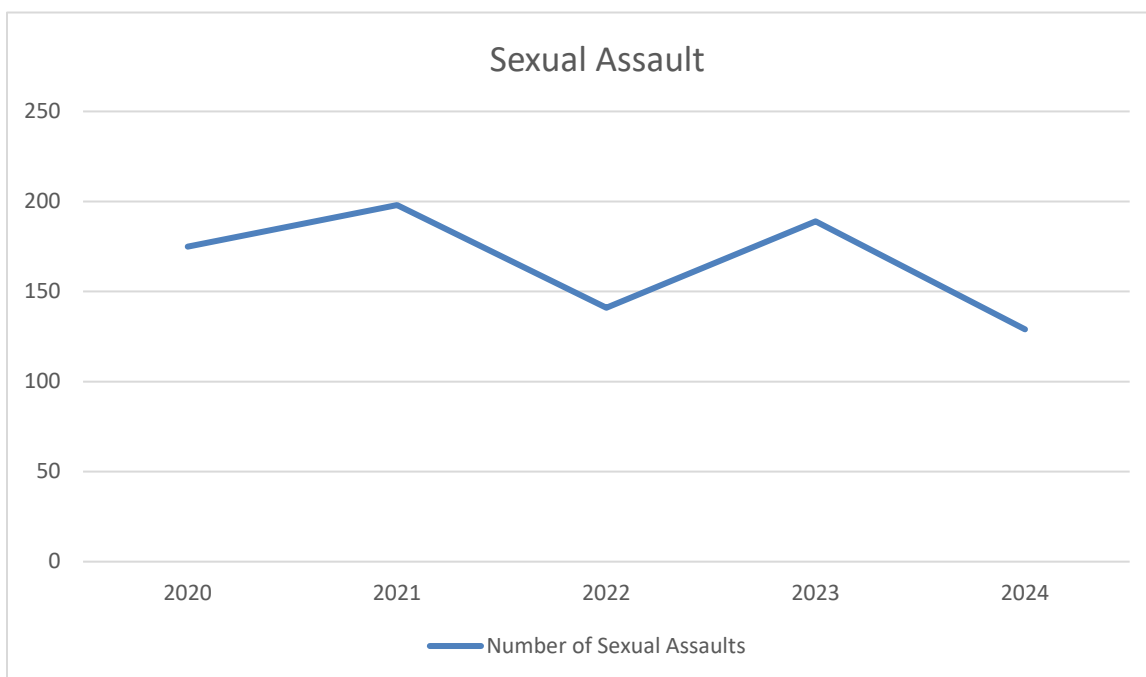
Brantford experience two homicides in 2024. This brings our five-year average to 3.6 homicides per year. The provincial average in 2024 was 1.75 homicides per 100,000 population.

Both homicides that occurred in Brantford in 2024 were cases of intimate partner violence. Charges have been laid in both occurrences.



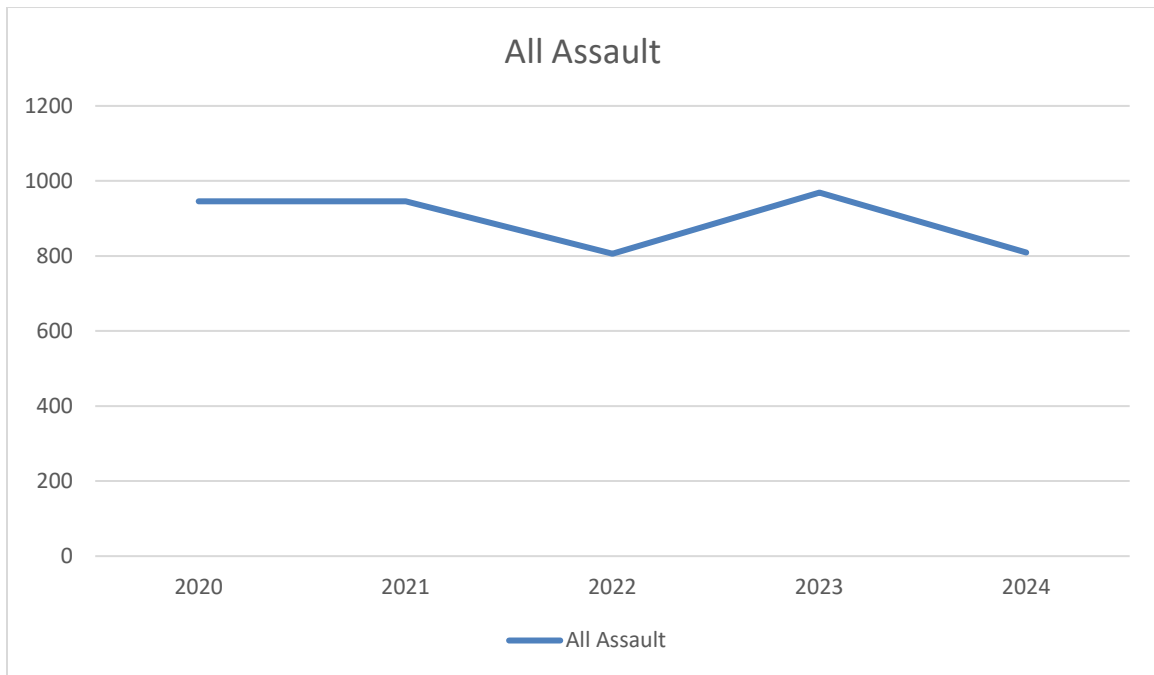
Sexual Assault (All levels)

The total number of Sexual Assault cases reported in Brantford in 2024 was down almost 22% when compared to the five year average. Generally, Brantford has experienced a downward trend in the number of total sexual assaults reported between 2020 and 2024, which is consistent with the provincial trend. Although a downward trend in reported sexual assaults may appear encouraging, we acknowledge that these types of offences are the most likely to be under reported to police for a variety of reasons. Our members continue to work with our community partners to support survivors of sexual violence.



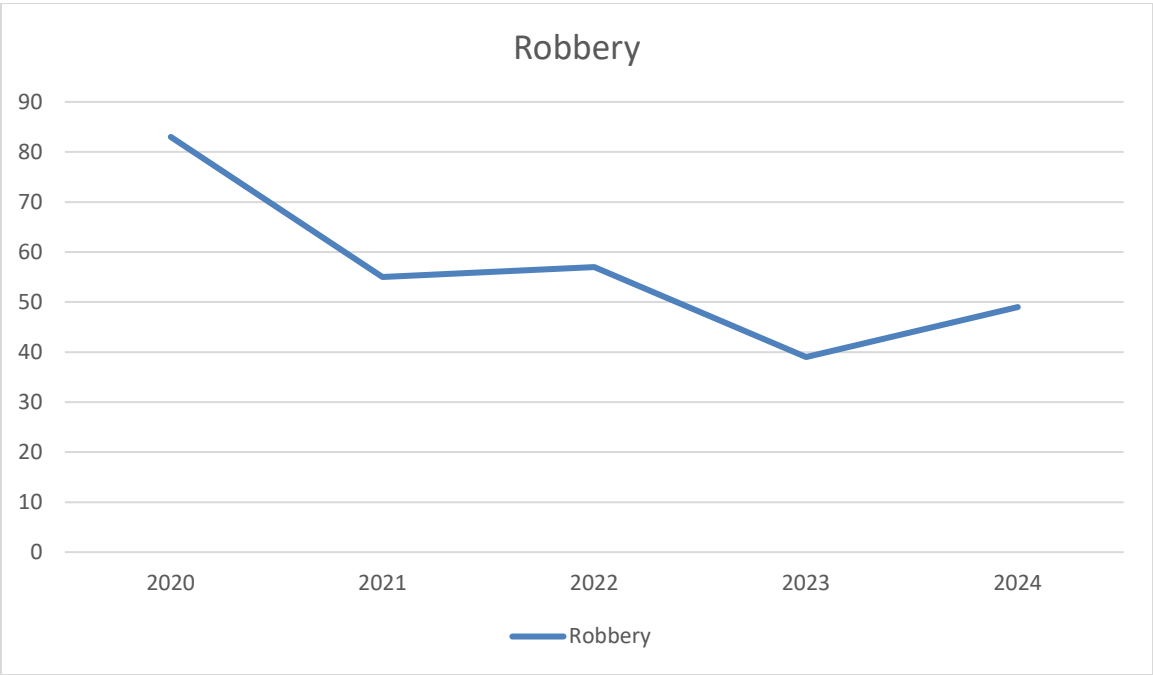
Assault (all levels)

After seeing a rise in reported incidents of assault in 2023, there was a significant decrease in 2024. These figures include all levels of assault from common assault with no injuries to aggravated assault involving serious or life altering injuries. The 809 reported assaults in 2024 fell below the five-year average of 895. There were 71 incidents of assault against police in 2024. This was consistent with the year prior, however it is well above the 10-year average of 52 incidents per year.



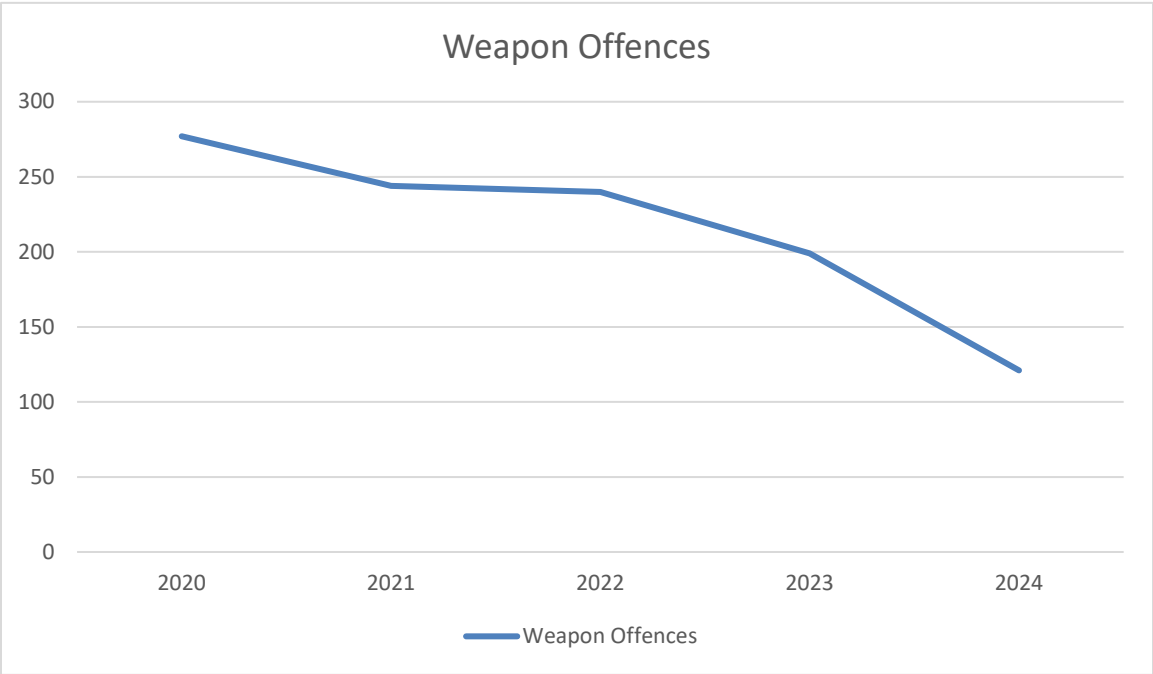
Robbery

Reports of robbery have generally seen a downward trend in Brantford in the past five years. There was a slight increase in 2024 from 2023, however the 49 reported robberies represented a 14% decrease from the five-year average. Ontario saw an approximate 2% increase in 2024 in the robbery rate over 2023.



Weapon Offences

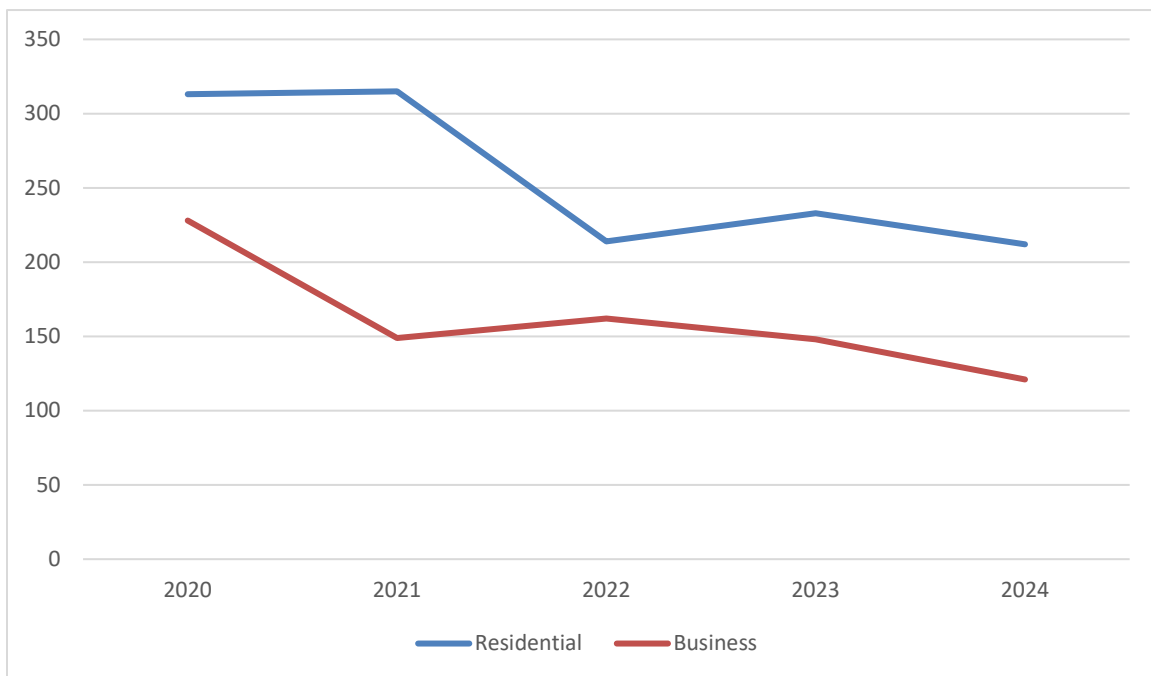
Brantford has seen a decrease in weapon offences, however, consistent with trends in our neighbouring jurisdictions, the increase in seized firearms in recent years remains a concern. The incidents in which a firearm has been discharged with intent has increased year over year in Brantford in each of the past five years. In 2024 our service adapted our response to address firearms in the community through the reorganization in our Investigative Support section and the creation of the Drug and Firearm Enforcement Unit.



Break and Enter

Break and enter reports, both residential and business, continue to decline year over year in the city of Brantford. This is consistent with trends provincially, where reports of break and enter in 2024 were 8.5% less than those reported in 2020.

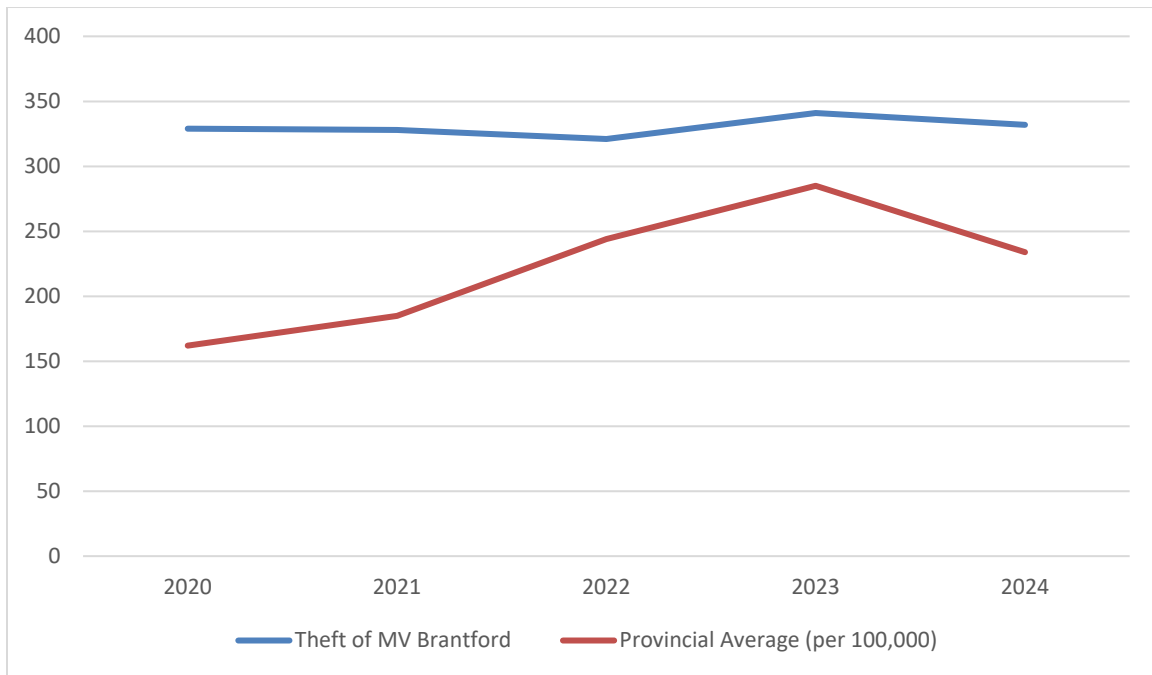
The 333 total break and enters investigated by the Brantford police is a 38% decrease from what our city saw in 2020. While incidents of break and enter may be improving, it is understood that many local businesses are victimized by theft and mischief (HVAC units, external thefts) that are not captured in break and enter statistics, but cause a significant financial and emotional impact nonetheless.



Theft of motor vehicle

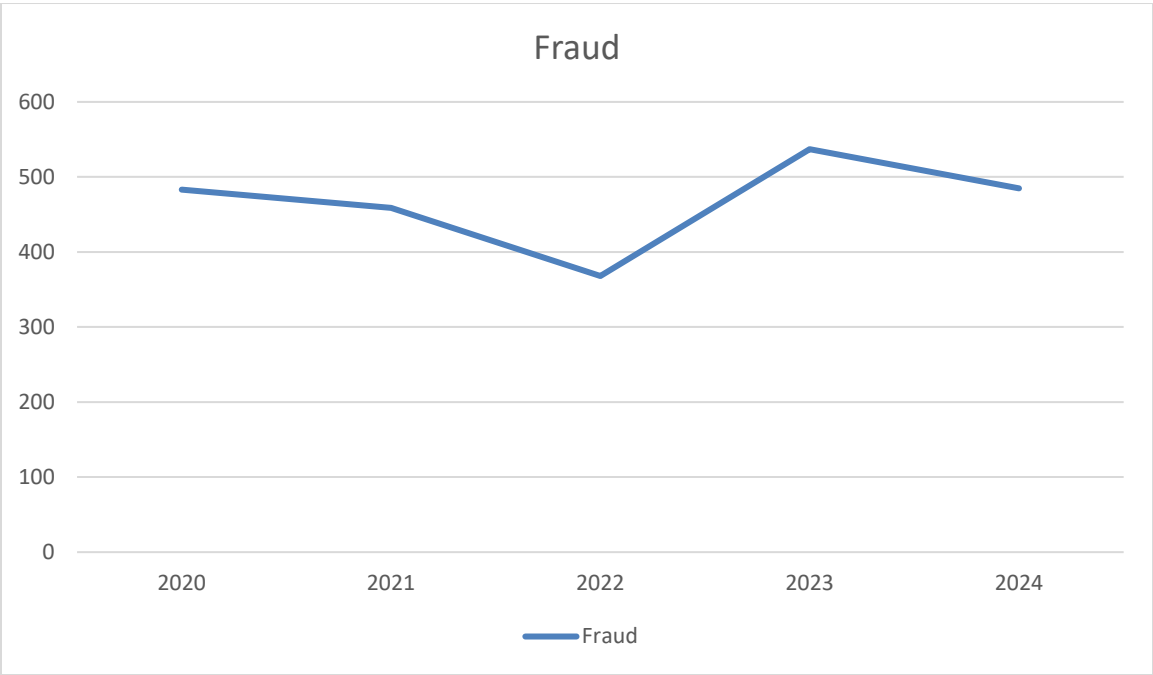
The five-year average of stolen vehicles in Brantford has remained relatively consistent. Throughout 2024 our service was a partner agency of the Provincial Auto Theft Team. We continue to have a member seconded full time to this team. While the incidents of motor vehicle theft have varied little in past five years, the modus operandi and type of vehicle being targeted has changed. Vehicle thefts investigations are often multi-jurisdictional, and we remain committed to working with our partners throughout the province to combat auto theft.

The 332 theft of motor vehicle incidents in Brantford is 41% above the provincial average of 234 incidents per 100,000 population.



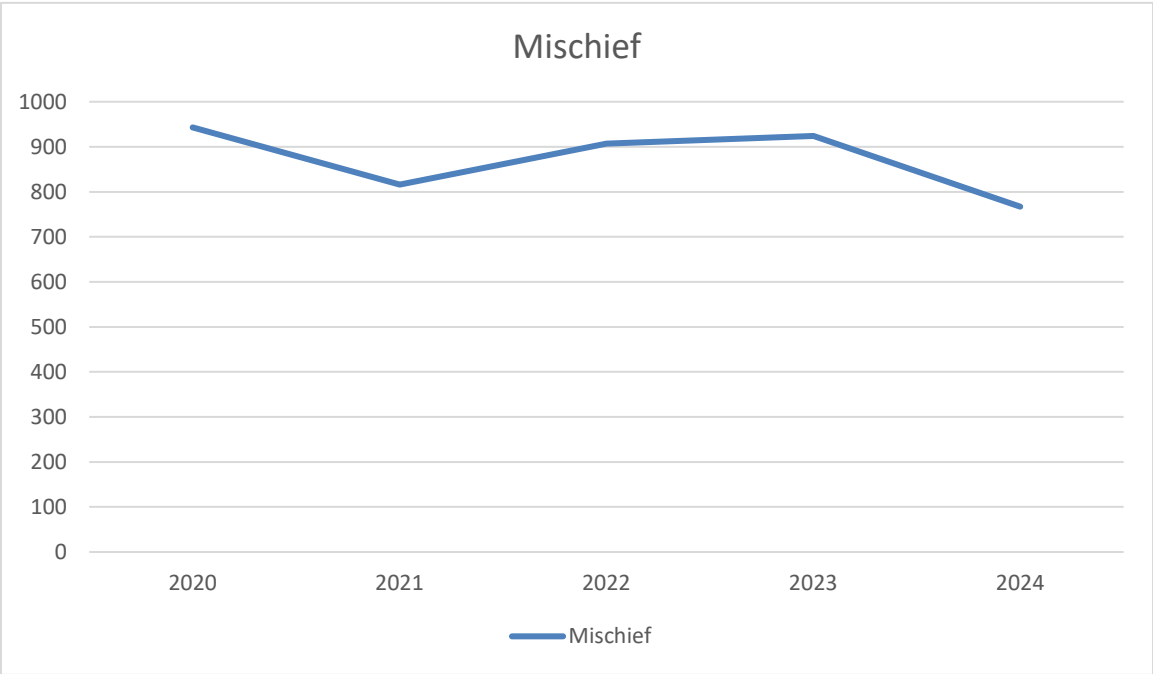
Fraud

The level of reported fraud within the city of Brantford is consistent with the provincial average. With the advancement of digital technology, fraud investigations have become complex and often multi-national. While clearance rates of incidents of fraud remain on the lower end when compared to other criminal investigations, Brantford police have a higher charge rate than the provincial average. Our service takes a proactive approach to educate members of the community who may be at risk of victimization through education.



Mischief

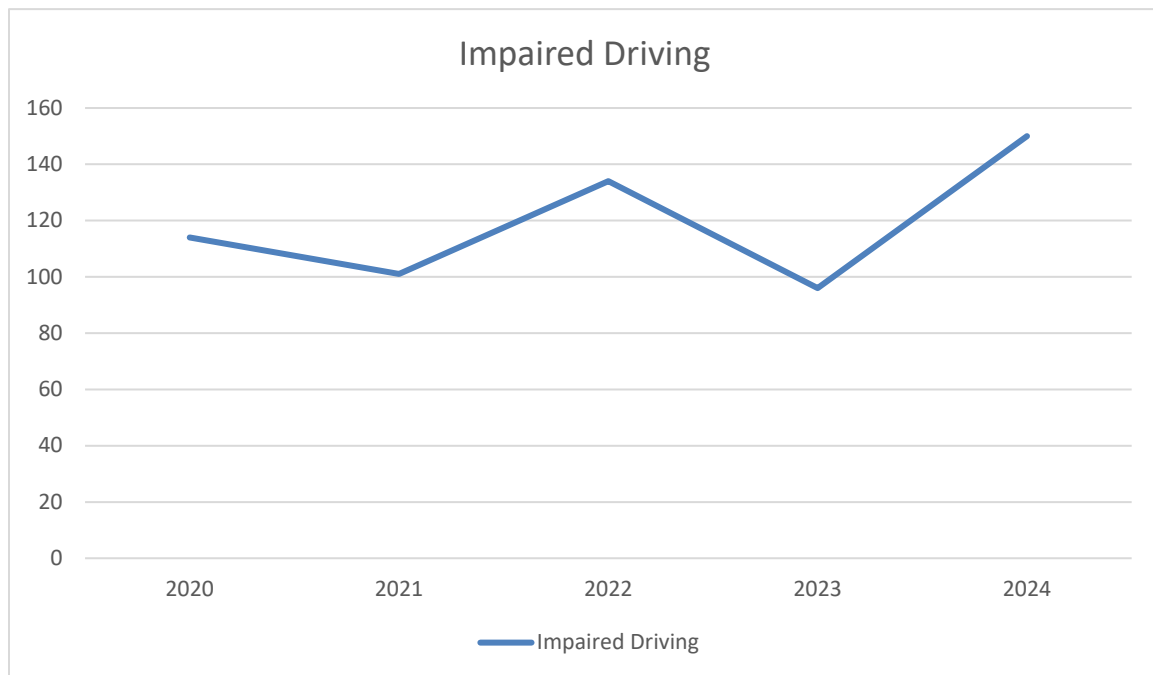
There were 767 reports of mischief in Brantford in 2024, representing a 11% decrease over the five-year average. Some caution should be taken with respect to statistics relating to mischief as often there is cross over with theft investigations (example damage to HVAC units at businesses). Brantford remains above the provincial average with respect to reports of mischief. There were six incidents in 2024 that related to racially motivated graffiti.



Impaired Driving

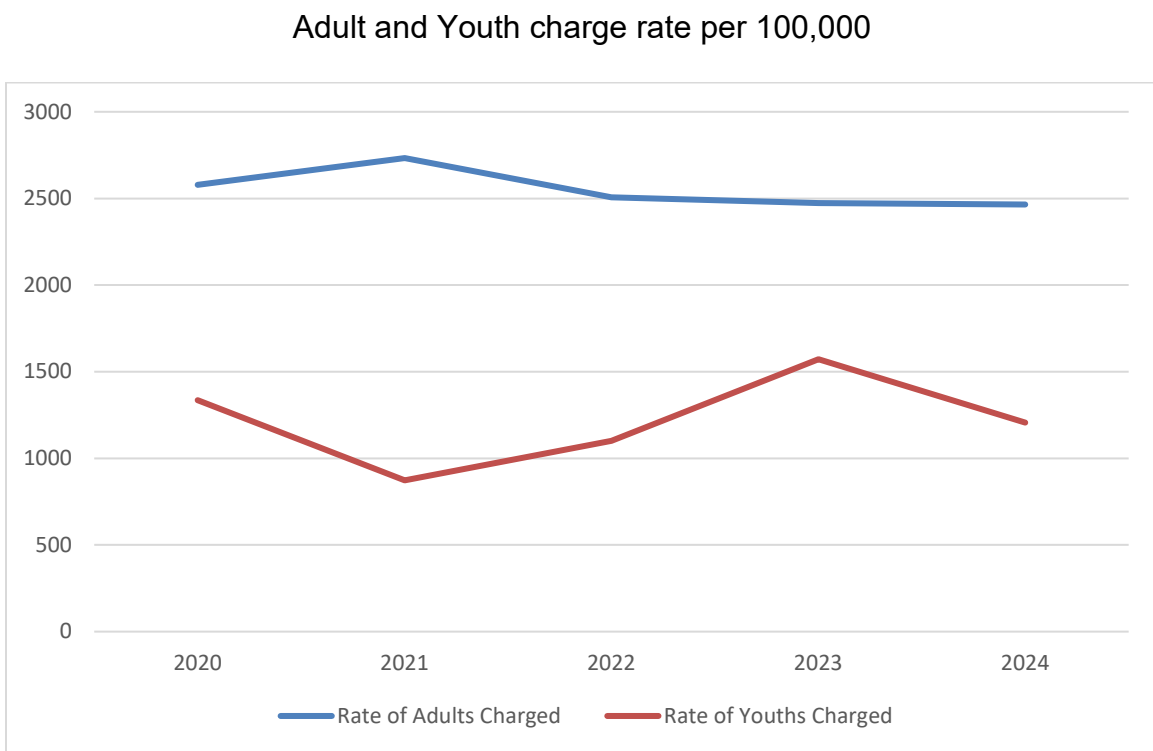
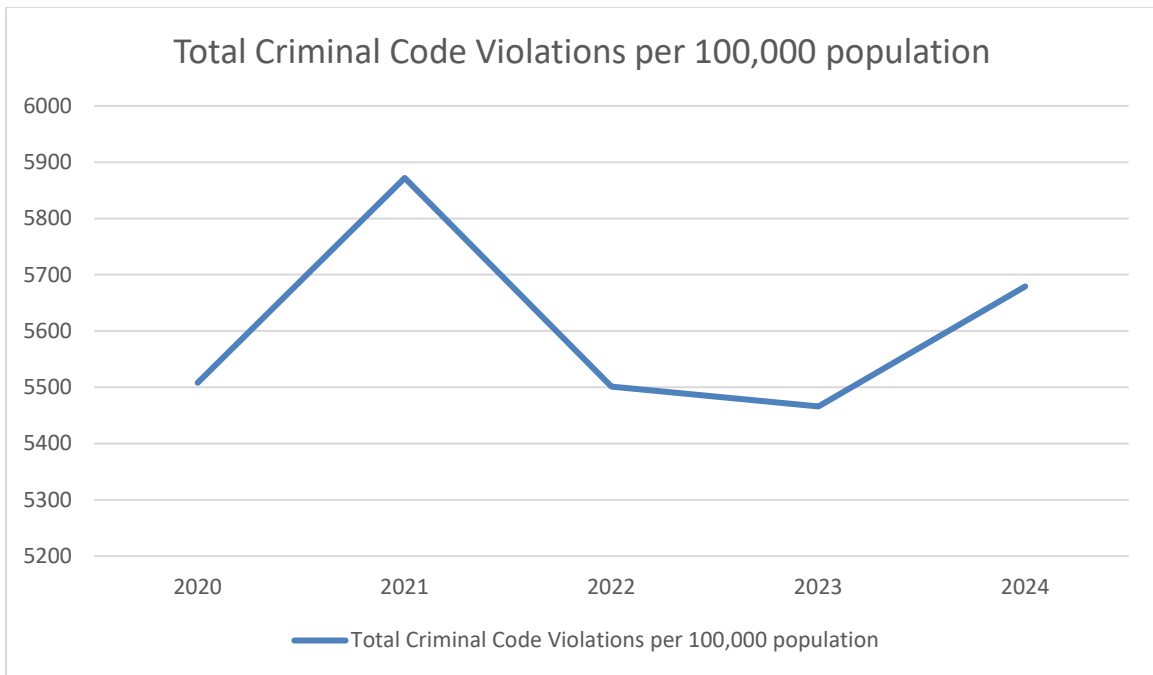
Brantford saw an increase in incidents of impaired driving in 2024, and we remain above the provincial average. Impaired driving includes incidents involving impairment by either alcohol or drugs (legal or illegal). There has been an increase in training and awareness amongst our officers with respect to impairment by drug. This may be a contributing factor in the increased number of incidents.

Our service continues to combat impaired driving by operating RIDE programs and encouraging officers to be diligent in attempting to identify drivers engaged in this behaviour.



Criminal Code Violations per 100,000 - Brantford

Total criminal code violations (including criminal traffic matters) have seen a low of 5,466 in 2023 to a high of 5,872 in 2021. In 2024 the number of violations was 5,679, slightly above the five-year average.



RECOMMENDATION:

Receive the 5 Year Statistical Analysis Report.