

**BRANTFORD POLICE SERVICES BOARD
AGENDA
THURSDAY, MAY 9, 2019 – 10:30 A.M.
BOARDROOM, 344 ELGIN STREET, BRANTFORD**

Vincent Bucci in the Chair

ROLL CALL

1. PRESENTATIONS/DELEGATIONS

2. DECLARATIONS OF CONFLICT OF INTEREST
--

3. ITEMS FOR CONSIDERATION

3.1 Issues Update – Chief G. Nelson / Deputy Chief R. Dinner (no copy)

3.2 2020 Income Fee Schedule

THAT the Police Services Board MAINTAIN the current Income Services Fee Schedule, which is in line with our comparators for the calendar year 2020.

4. CONSENT ITEMS

4.1 Minutes

THAT the April 11, 2019 Police Services Board Minutes BE APPROVED.

4.2 Monthly Statistical Reports

THAT the October 2018 and November 2018 Statistical Reports BE RECEIVED.

4.3 Annual Reports

THAT the following Annual Reports BE RECEIVED:

4.3.1 2018 Annual Use of Force Analysis Report

5. NEW BUSINESS

5.1 Change of Command Ceremony – July 26, 2019

5.2 Vice-Chair Resignation

THAT the resignation of Brendan Ryan as Vice-Chair of the Brantford Police Services Board BE ACCEPTED with regret.

6. NEXT MEETING DATE

June 6, 2019

7. ADJOURNMENT



April 15, 2019

TO: Chair and Members
Brantford Police Services Board

FROM: Inspector D. Pancoe

SUBJECT: 2020 Income Fee Schedule

PURPOSE

The purpose of this report is to provide the Board with a review of our current Income Services Fee Schedule and make any recommendations, where necessary.

BACKGROUND

Annually, the Board is required to submit their Income Fee Schedule to the City of Brantford for the upcoming year. Our Records Manager, Mrs. Moore, canvassed the Waterloo Regional, Guelph, South Simcoe, Stratford, Chatham, and Niagara Police Services to compare our fee schedule to theirs in order to determine whether changes should be made. An environmental scan was also undertaken by Mrs. Moore to determine if there are any legislative or process changes in the near future that may impact our fee schedule.

On February 14, 2019 the Board approved an immediate 10% increase in fees as a strategy to not add pressures to the 2020 budget by increasing the revenues received by these fees.

Given the analysis undertaken by Mrs. Moore and the recent increase in our fees, it is recommended that no changes be made to the current Income Fee Schedule (attached).

RECOMMEDATION


THAT the Police Services Board maintains the current Income Services Fee Schedule, which is in line with our comparators, for the calendar year 2020.

Chief G. Nelson

Date

Deputy Chief R. Dinner

Date



Inspector D. Pancoe

Date April 15, 2019



BRANTFORD POLICE SERVICE ROUTINE ORDERS

18-115 Income Services – 2019 Fee Schedule (AMENDMENT)

2019-02-14

1. Listed below is the amended fee schedule for services provided by the Brantford Police Service, effective February 14, 2019:

Occurrence Reports		\$55.00 + HST
Motor Vehicle Accident Reports		\$55.00 + HST
Statements		\$55.00 + HST
Officers' Notes		\$55.00 + HST
Records Checks (Students)	Police Criminal Record Check (PCRC)	\$16.50 (HST Exempt)
	Police Information Checks (PIC)	\$22.00 (HST Exempt)
	Police Vulnerable Sector Checks (PVSC)	\$22.00 (HST Exempt)
Records Checks (Volunteers)	PCRC	\$16.50 (HST Exempt)
	PIC	\$22.00 (HST Exempt)
	PVSC	\$22.00 (HST Exempt)
Records Checks (Employment)	PCRC	\$38.50 (HST Exempt)
	PIC	\$44.00 (HST Exempt)
	PVSC	\$49.50 (HST Exempt)
Records Checks (Foster Parents/Kinship)	PCRC	N/A
	PIC	N/A
	PVSC	\$44.00 (HST Exempt)

Alarm Reduction Fees	Registration	\$30.00 + HST
	False Alarm - Police Response	\$192.00 + HST
	False Alarm - Cancelled Police Response	\$96.00 + HST
	Unregistered Alarm Site Surcharge	\$120.00 + HST
	Reinstatement Fee	\$300.00 + HST
	Appeal Fee	\$120.00 + HST
Additional Copies of Screening Checks (excluding PVSC)		\$5.50 (HST Exempt)
Record Suspensions (Pardons)		\$55.00 (HST Exempt)
File Closure		\$40.00 + HST
Photographs (each) 3 x 5		\$6.60 + HST
Photographs (each) 5 x 7		\$11.00 + HST
Photographs (each) 8 x 10		\$22.00 + HST
Photographic CD with 1st 10 images		\$38.50 + HST
Per Image after 10		\$3.30 + HST
Per Image after 40		\$2.20 + HST
Video Tapes (each)		\$49.50 + HST
Audio Tapes (each)		\$49.50 + HST
DVD's (each)		\$49.50 + HST
Accident Reconstruction Reports		\$2,832.50 + HST
<ul style="list-style-type: none"> Motor Vehicle Accident Report 		\$55.00 + HST

• CAD Scale Document		\$550.00 + HST
• Field Sketch		\$275.00 + HST
• Hand-drawn Scale Diagram		\$880.00 + HST
• Officer's Technical Notes	Per Page	\$14.30 + HST
	Minimum Fee	\$82.50 + HST
• Photographs	Per Photograph	\$11.00 + HST
	Minimum Fee	\$55.00 + HST
• Crash Data Retrieval Data Report		\$550.00 + HST
• Vehicle Mechanical Inspection Report		\$165.00 + HST
• Vericom Reports		\$550.00 + HST
Audio/Video Transcription (Per Hour)		\$44.00 + HST
Fingerprints - Civil (Immigration, Record Suspension, US Waivers, etc.)		\$33.00 + HST
Fingerprints - RCMP VS Submissions		\$25.00 (HST Exempt)
Shoulder Flashes		\$5.50 + HST
Special Duty Rate - Officer		One and one-half the hourly pay rate of a first class constable + HST; Twice the hourly rate of a first class constable on New Year's Eves, New Year's Day, Christmas Eve and Christmas Day + HST. NOTE: Special duties are subject to a 15% administration fee applied to the total invoice amount prior to the calculation of the HST, as well as a three-hour minimum, with 48-hour notice of cancellation.
Special Duty Rate - Vehicle		\$30.00 per hour + HST

By order,

W. Geoff Nelson
Chief of Police

**BRANTFORD POLICE SERVICES BOARD
MINUTES
THURSDAY, APRIL 11, 2019 – 10:35 A.M.
BOARDROOM, 344 ELGIN STREET, BRANTFORD**

ROLL CALL

PRESENT: Vincent Bucci, Chair
Brendan Ryan, Vice-Chair
Mayor Kevin Davis, Member
Councillor Greg Martin, Member
Mark Littell, Member

ALSO PRESENT: Chief W. Geoff Nelson
Deputy Chief Rob Dinner
Margaret Eves, Executive Assistant
Virginia Kershaw, Incoming Executive Assistant
Inspector Don Pancoe
Inspector Rich Paolini
Inspector Jason Saunders
Inspector Kristen Bell-Samson

1. PRESENTATIONS/DELEGATIONS

1.1 20-Year Police Exemplary Service Medal – Sergeant Keith Tollar

Sergeant Keith Tollar was presented with his 20-year Police Exemplary Service Medal. Sergeant Tollar was thanked for his dedicated service.

Members of the Committee were in agreement with amending the agenda to add Aaron Wallace, Director of Strategic Development as a delegation to speak to Item 4.8.3 (Coordination Efforts with the Downtown Street Outreach Team)

1.2 Delegation – Aaron Wallace re. Item 4.8.3 – Coordination Efforts with the Downtown Street Outreach Team

Mr. A. Wallace addressed the Committee and reviewed the Downtown Street Outreach Team noting that this is a one year pilot project which will commence in June 2019, ending May 2020. The scope of review will be the downtown area at the beginning with outreach being done and project service locations being defined within the area. The Team will interact with downtown merchants, persons in crisis, various stakeholders and vulnerable society members in an effort to assist persons with their needs. Outcomes of the Project would include the amount of connections made and services provided to them, training of downtown merchants for persons who may require assistance in their establishment, securing funding moving forward and how diversion of matters effect other resources in our community. A. Wallace was requested to provide further information on the Project

to members of the Board. Chief Nelson noted that the Police Services has input into this project primarily through the Downtown Beat Officers.

2. DECLARATIONS OF CONFLICT OF INTEREST

No conflicts of interest were declared.

3. MINUTES

Moved by Councillor Martin
Seconded by M. Littell

THAT the minutes of the meeting held March 7, 2019 BE ADOPTED.

CARRIED

4. REPORTS

4.1 Issues Update – Chief G. Nelson

Chief Nelson provided an updated on various issues relating to activities of Brantford Police Service including concerns raised with MPP Willem Bouma regarding discussions surrounding the removal of front licence plates on vehicles in Ontario. He advised that an extension has been reached with Ontario SPCA for services noting that the Board could consider a motion of support advising the Province that animal cruelty enforcement should not be under Police jurisdiction.

Moved by M. Littell
Seconded by Councillor Martin

WHEREAS the Provincial Government is considering the removal of the need for a front licence plate on vehicles in Ontario; and

WHEREAS Chief Nelson has reported that this will negatively impact tools used for Policing matters including traffic enforcement, Amber Alerts, etc

NOW THEREFORE BE IT RESOLVED that Board write to MPP Will Bouma to echo the concerns by Chief Nelson on this matter.

CARRIED

Moved by Mayor Davis
Seconded by B. Ryan

WHEREAS the Provincial Government is considering moving responsibility of animal cruelty investigation to policing; and

WHEREAS Chief Nelson has expressed his concern about the impact of moving this responsibility

NOW THEREFORE BE IT RESOLVED that Board write to MPP Will Bouma to echo the concerns by Chief Nelson on this matter.

CARRIED

Deputy Chief Dinner indicated that the capital budget has been approved by Council allowing for the design work of a new Police headquarters to begin. A member of the Board was requested for this design committee.

Moved by Councillor Martin
Seconded by B. Ryan

THAT Mark Littell BE DESIGNATED as the Board representative on the Facility Design Committee.

CARRIED

4.2 Statistical Reports

4.2.1 September 2018

The September 2018 Monthly Statistical Report was received.

4.3 Budget

4.3.1 2019 First Quarter Report

The 2019 First Quarter Budget Report was received. Questions of clarification were provided to members of the Board, including the increasing trend of WSIB.

4.4 Auction Proceeds Account

4.4.1 2019 First Quarter Report

The Auction Proceeds Trust Account for the period ending March 31, 2019 was received.

4.4.2 Request for Donation – HOPE Mental Health Walk

Moved by M. Littell
Seconded by Councillor Martin

WHEREAS a request has been received from Mr. Mark Stapleton for a donation to the Mental Health Week; and

WHEREAS the Brantford Police Services Board recognizes the important civic event

NOW THEREFORE BE IT RESOLVED that the Brantford Police Services Board approves the transfer of \$250 from the Auction Fund Account to the Special Projects Account (#132016) and that this amount be used to sponsor Mr. Stapleton in the Mental Health Walk.

CARRIED

4.4.3 Special Olympics Ontario Invitational Youth Game 50th Anniversary Watch

Moved by Councillor Martin
Seconded by M. Littell

WHEREAS a request has been received to support the 2019 Special Olympics Ontario International Youth Games by purchasing a Special Olympics 50th Anniversary Watch for a participating athlete; and

WHEREAS the Brantford Police Services Board recognizes this important civic event

NOW THEREFORE BE IT RESOLVED that the Brantford Police Services Board approves the transfer of \$84.75 from the Auction Fund Account to the Special Projects Account (#132016) and that this amount be used to purchase a watch for a Special Olympian.

CARRIED

4.5 Complaints Against Police

4.5.1 2019 First Quarter Report

The 2019 First Quarter Report – Public Complaints Report was received.

4.6 2018 Annual Reports

4.6.1 Canine Unit

The 2018 Canine Services Activity Report prepared by A/Inspector Kristen Bell-Samson was received. Questions of clarification were provided to members of the Board.

4.6.2 Accessibility Report

The 2018 Accessibility Report prepared by Inspector Paolini was received.

4.7 Municipal Conflict of Interest Act

Moved by B. Ryan
Seconded by M. Littell

THAT a Board policy BE DEVELOPED on declarations of interest to conform with changes to the *Municipal Conflict of Interest Act*.

CARRIED

Moved by B. Ryan
Seconded by Councillor Martin

THAT a review of Board by-laws BE CONDUCTED to ensure they conform with current legislation

CARRIED

4.8 Current Issues

4.8.1 Guns and Drugs Violence

No discussion

4.8.2 Downtown Policing

Chief Nelson noted that there is a Downtown Beat Patrol in operation currently and funded through the Services budget.

4.8.3 Coordination Efforts with the downtown Street Outreach Team

Discussed under Delegation 1.2

5. NEXT MEETING DATE

Thursday, May 9, 2019

6. NEW BUSINESS

None

7. ADJOURNMENT

The meeting adjourned at 11:25 a.m.

The minutes of this meeting were adopted this 9th day of May, 2019

Chair

Executive Assistant

MONTHLY STATISTICAL REPORT
of the Brantford Police for 2017/10/01 - 2018/10/31

	October 2017	2017 To Date	October 2018	2018 To Date
INVESTIGATIONS				
Murder	0	1	0	2
Attempt Murder	0	0	0	1
Sexual Offences	28	173	14	169
Assault on Police	0	11	3	29
Assaults - Other	67	726	95	721
Robberies - With Weapon	0	32	5	28
Robberies - Without Weapon	5	30	4	16
Break & Enter Residence	68	359	57	444
Break & Enter Business	12	138	21	120
Break & Enter Other	3	16	3	22
Theft of Motor Vehicle	59	400	59	559
Theft Over \$5000.00	2	18	2	17
Theft Under \$5000.00	126	1320	174	1317
Theft From Motor Vehicle	60	477	101	634
Frauds Total	30	441	54	423
Offensive Weapons Total	18	148	11	124
Mischief Total	70	771	103	681
Other Criminal Code	78	810	78	860
Drugs & Narcotics Total	19	286	20	219
Cannabis Act Total	0	0	1	1
Provincial Statutes Total	47	677	72	762
Municipal Bylaws	10	119	6	191
Impaired Drivers	7	104	7	75
Young Persons Charged	15	152	19	116
Young Persons Deferred	6	50	2	36
MOTOR VEHICLE ACCIDENTS				
Fatal Accidents	1	1	0	2
Persons Killed	1	1	0	2
Personal Injury Accidents	24	282	36	246
Total MVA's	228	1911	218	2100

ENFORCEMENT

=====

Criminal Charges (CC,CDSA,YCJA)	491	5180	554	5614
Provincial Charges (TPA,HTA,LLA,CAIA)	485	5322	672	5534
Cannabis Control Act	0	0	2	2
Municipal Charges (MBBR)	15	189	6	176
Parking Tickets Issued	55	483	18	274

ACTIVITIES

=====

Alarms	133	1300	130	1267
Actual 911 Calls	365	3604	411	3640
Fail to Stop for Police	5	47	3	58
Complaints Against Police	1	29	11	43
Discipline Matters	1	17	3	14
Calls for Service	4333	42111	4618	43254
Casino Related Calls	15	92	13	129
Foot/Bicycle Patrol Hours	194	6054	854	4886

HUMAN RESOURCES (HOURS)

=====

Overtime	2977	20477	2490	24843
Court Time	244	1526	122	1336
Auxiliary Worked	919	4142	415	5116
Long Term Disability	528	5622	364	3474
Workplace Safety & Insurance Board	2648	18778	3599	31064
Compassionate Leave	18	646	38	647
Sick Leave	1682	16319	1162	13576
Maternity/Parental - Sworn	270	1696	372	2980
Maternity/Parental - Civilian	346	4076	0	2470
Police College Training	2136	11624	1760	11640
In-Service Training	782	12785	1624	14495

DISCLAIMER

The statistical information provided could fluctuate by 5% due to the incompleteness of reported data.

MONTHLY STATISTICAL REPORT
of the Brantford Police for 2017/11/01 - 2018/11/30

	November 2017	2017 To Date	November 2018	2018 To Date
<hr/> <hr/>				
INVESTIGATIONS				
<hr/> <hr/>				
Murder	0	1	0	2
Attempt Murder	0	0	0	1
Sexual Offences	16	189	22	191
Assault on Police	2	13	2	31
Assaults - Other	66	792	80	801
Robberies - With Weapon	4	36	2	30
Robberies - Without Weapon	3	33	1	17
Break & Enter Residence	30	389	39	483
Break & Enter Business	16	154	19	139
Break & Enter Other	4	20	4	26
Theft of Motor Vehicle	41	441	39	598
Theft Over \$5000.00	7	25	4	21
Theft Under \$5000.00	128	1448	168	1485
Theft From Motor Vehicle	52	529	54	688
Frauds Total	34	475	57	480
Offensive Weapons Total	12	160	12	136
Mischief Total	83	854	72	753
Other Criminal Code	64	874	81	941
Drugs & Narcotics Total	23	309	11	230
Cannabis Act Total	0	0	0	1
Provincial Statutes Total	56	733	58	820
Municipal Bylaws	6	125	12	203
Impaired Drivers	12	116	13	88
Young Persons Charged	9	161	13	129
Young Persons Deferred	10	60	3	39
MOTOR VEHICLE ACCIDENTS				
<hr/> <hr/>				
Fatal Accidents	0	1	1	3
Persons Killed	0	1	1	3
Personal Injury Accidents	27	309	21	267
Total MVA's	200	2111	236	2336

ENFORCEMENT

=====

Criminal Charges (CC,CDSA,YCJA)	456	5636	569	6183
Provincial Charges (TPA,HTA,LLA,CAIA)	429	5751	463	5997
Cannabis Control Act	0	0	1	3
Municipal Charges (MBBR)	14	203	6	182
Parking Tickets Issued	43	526	13	287

ACTIVITIES

=====

Alarms	107	1407	110	1377
Actual 911 Calls	349	3953	344	3984
Fail to Stop for Police	3	50	4	62
Complaints Against Police	4	33	4	47
Discipline Matters	2	19	0	14
Calls for Service	3870	45981	4223	47477
Casino Related Calls	9	101	16	145
Foot/Bicycle Patrol Hours	240	6294	860	5746

HUMAN RESOURCES (HOURS)

=====

Overtime	2080	22557	3067	27910
Court Time	143	1669	179	1515
Auxiliary Worked	682	4824	689	5805
Long Term Disability	518	6140	490	3964
Workplace Safety & Insurance Board	2480	21258	3550	34614
Compassionate Leave	58	704	60	707
Sick Leave	2665	18984	1021	14597
Maternity/Parental - Sworn	322	2018	332	3312
Maternity/Parental - Civilian	356	4432	0	2470
Police College Training	1912	13536	961	12601
In-Service Training	834	13619	686	15181

DISCLAIMER

The statistical information provided could fluctuate by 5% due to the incompleteness of reported data.



April 5, 2019

TO: Chair and Members
Brantford Police Services Board

FROM: ***Sgt. Dave Parker***

SUBJECT: 2018 Annual Use of Force Analysis

PURPOSE:

To provide an analysis of trends involving use of force occurrences.

BACKGROUND:

Members of the Brantford Police Service are required to submit a report each time they use force. These reports are analyzed to ensure the application of force was justified and was consistent with current training. At the conclusion of the year, the reports are further analyzed to show trends and consistencies that can be used for training purposes.

CONCLUSION:

Report Only.



Brantford Police Service 2018 *Use of Force* Analysis

Table of Contents

Overview	Page 3.
Section 1: Number of use of force reports/incidents	Page 5.
Section 2: Incidents by Shift	Page 6.
Section 3: Incidents by patrol zone	Page 7.
Section 4: Incidents by day of the week	Page 8.
Section 5: Incidents by officer length of service	Page 9.
Section 6: Reports by officer assignment	Page 10.
Section 7: Incident by location	Page 11.
Section 8: Incident call type	Page 12.
Section 9: Distance analysis	Page 13.
Section 10: Type of Force used	Page 14.
Section 11: Weapons carried by subject analysis	Page 15.
Section 12: Injuries	Page 16.
Section 13: Weather and lighting	Page 17.
Section 14: Conducted Energy Weapon Analysis	Page 18.
Summary	Page 20.

Overview

This annual *Use of Force* report is submitted by the Training Supervisor, Sergeant Dave Parker, in accordance with Policy and Procedure of the Brantford Police Service. This report summarizes and analyzes the *Use of Force* reports submitted by officers during the previous year. The purpose of this annual report is to identify training issues that may be captured from the *Use of Force* reports submitted by officers during the year.

The statistics in this report only reflect the *Use of Force* which meets the criteria for completing a *Use of Force* report. Regulation 926; Equipment and *Use of Force* R.S.O. 1990 of the Police Service Act requires a *Use of Force* Report to be submitted when a member:

- draws a firearm in the presence of a member of the public, points a firearm or discharges a firearm
- uses a weapon other than a firearm on another person
- uses physical force on another person that results in an injury requiring medical attention

Furthermore the Brantford Police Service Policy and Procedure requires a *Use of Force* Report to be submitted when a member:

- takes an action that results in or is alleged to have resulted in injury or death of another person.
- demonstrates a *Use of Force* option (Drawing the CEW is considered demonstrating it)
- For the purposes of statistical information, the Brantford Police Service requires a use of force report whenever a member of the Emergency Response Team displays a carbine. The Police Service Act does not require this.

2018 Use of Force Reports

Number of calls for service where officers submitted a use of force report: **138**

Number of calls where force was applied to a person: **109**

Total number of use of force reports submitted: **235**

Total number of use of force reports that were as a result of destroying an animal: **7**

Total number of calls for service in 2018: **51,504.**

Section 1

Figure 1:1 Compares the number of incidents and reports submitted over the previous 4 years.

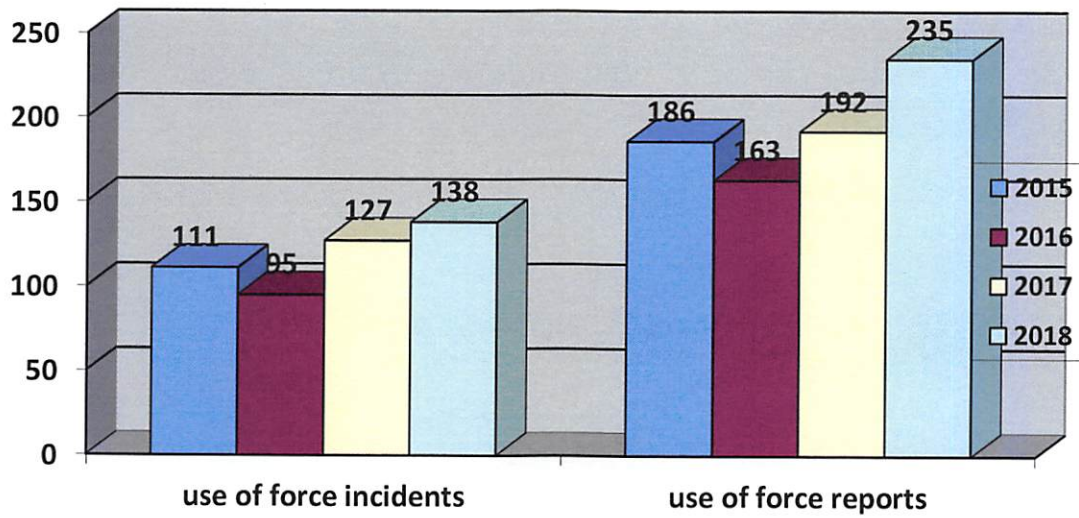
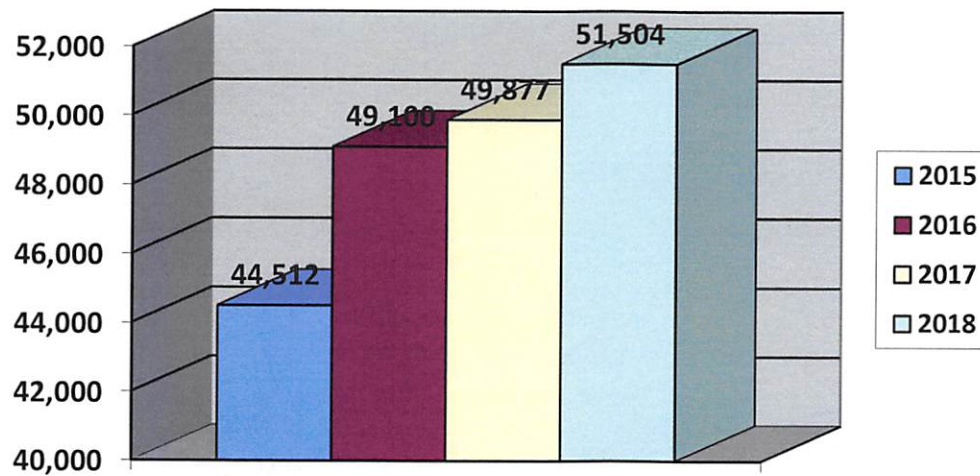


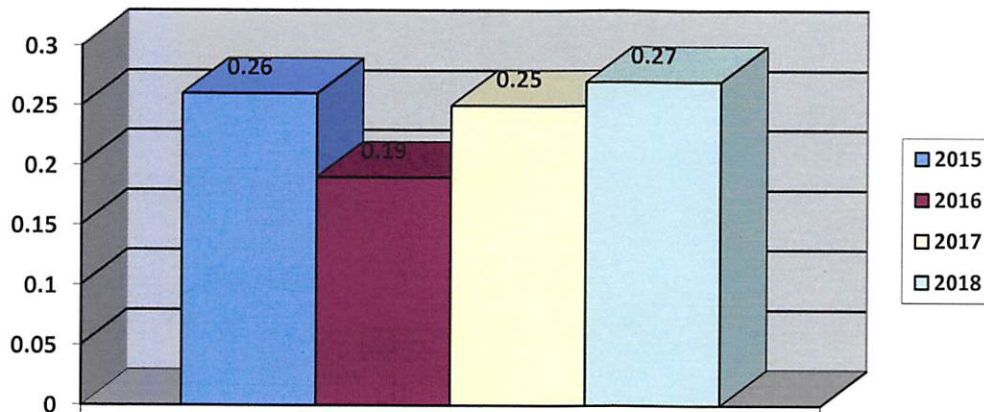
Figure 1:2 Calls for service.



Percentage of calls for service where officers submitted a use of force report: **0.27**

Percentage of calls for service where officers applied force to a person: **0.21**

Figure 1:3 shows the percentage of calls for service that result in a use of force report compared over the last 4 years.



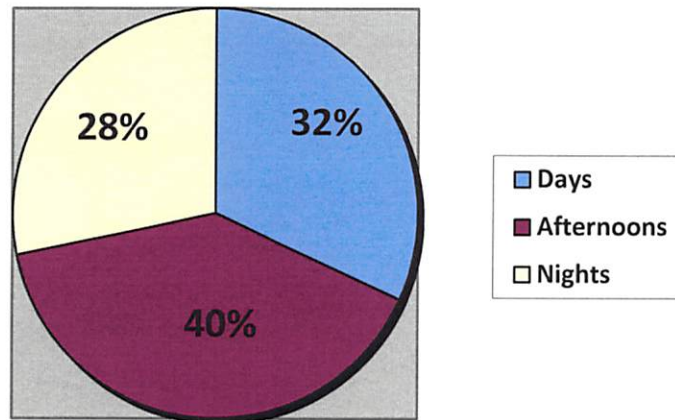
While the percentage of calls where officers submitted a use of force report increased slightly from 2017 statistics, the actual percentage of applied force to a person was reduced from 0.22% (2017) to 0.21% (2018).

Section 2

Use of Force - Incident by Shift

Brantford Police Officers work three separate shifts. The shifts which they are required to work are days, afternoons, and nights. As with previous reports, there is great merit to seeing if the shift (time of day) had any bearing as to when incidents requiring *Use of Force* reports occurred. The majority of our *Use of Force* incidents occurred during the afternoon shift. This is consistent with the last several years. Most use of force incidents occur during the afternoon shift.

Figure 2:1 Shows the percentage of calls relating to shift



The table below compares Use of Force incidents by shift over the past 4 years.

	2015	2016	2017	2018
Day	33	28	26	44
Afternoon	58	40	68	55
Night	26	27	33	39

Day- 8 am to 4 pm, Afternoon- 4 pm to 12 am, Night- 12 am to 8 am

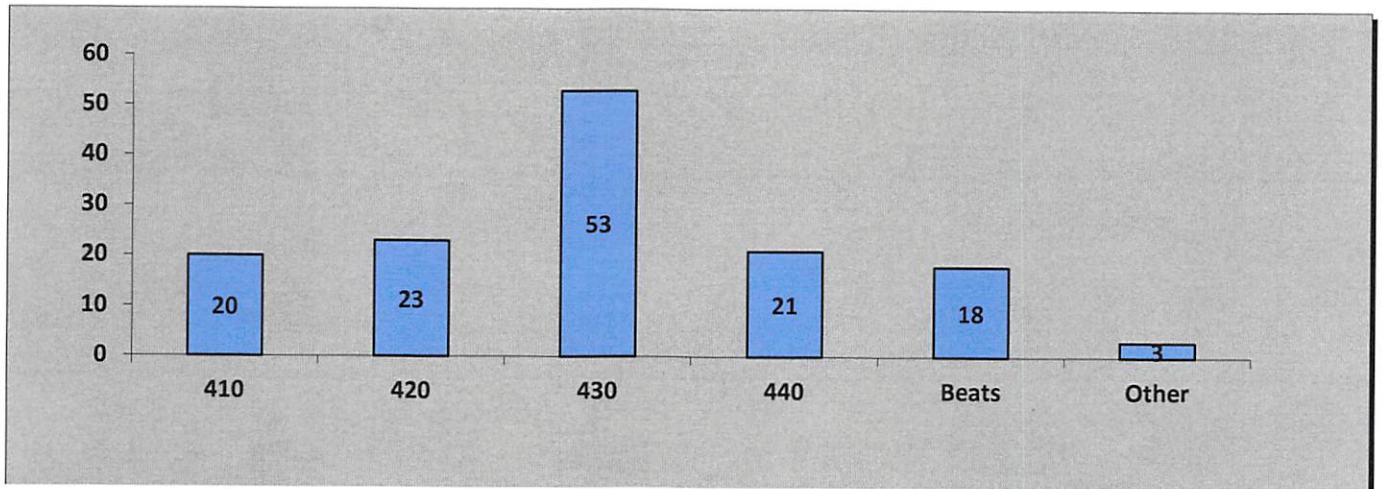
Section 3

Use of Force - Incident by Patrol Zone

Statistics have been kept to see if *Use of Force* incidents occurred more often in a particular area of the city. The city is divided into 5 zones.

Some use of force reports indicate "other" as the location. This would occur in situations where specialized units or teams are outside of the city boundary and become involved in a Use of Force incident.

Figure 3:1 compares use of force incidents by patrol zone.



The table below compares Use of Force incidents by patrol zone over the past 3 years.

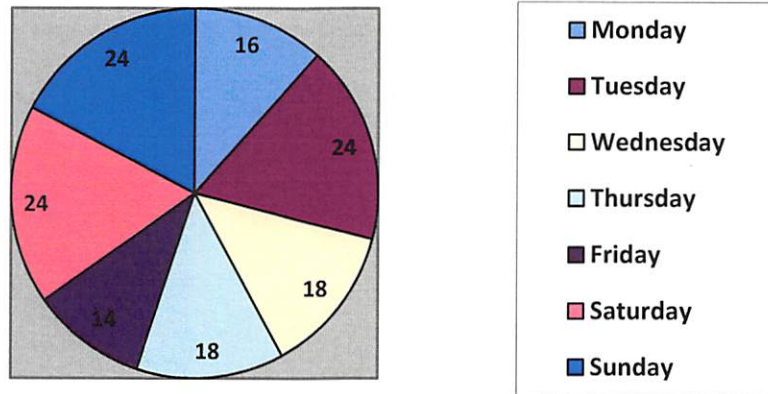
	2015	2016	2017	2018
410/411	8	10	20	20
420/422	21	21	19	23
430/433	36	34	41	53
440/444	22	16	28	21
Beats	20	12	18	18
Other	2	2	1	3

For eleven consecutive years, 430 zone has lead all patrol zones in *Use of Force* incidents.

Section 4

Use of Force - Incident by Day of the Week

Figure 4:1 compares Use of Force Incidents by day of the week.



The table below compares Use of Force incidents by day of the week, over the past 3 years.

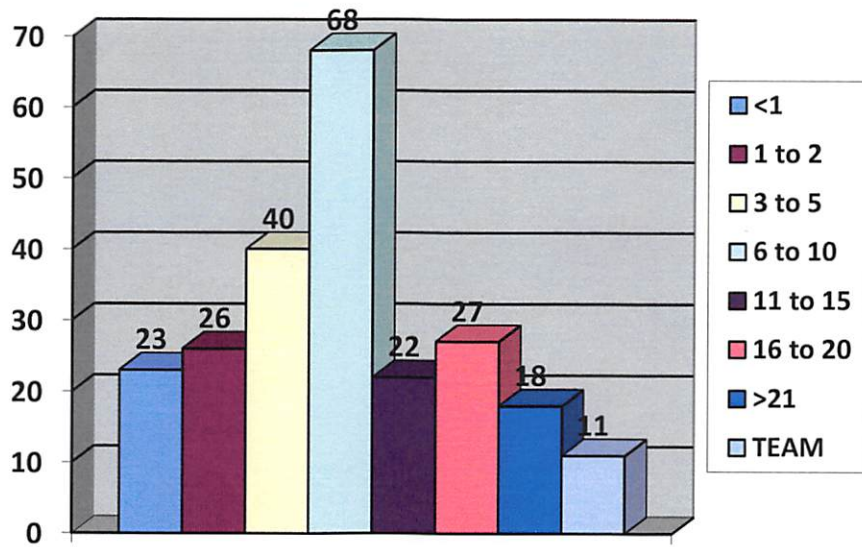
	2015	2016	2017	2018
Monday	14	10	14	16
Tuesday	9	10	25	24
Wednesday	16	15	15	18
Thursday	11	16	24	18
Friday	17	13	16	14
Saturday	30	15	14	24
Sunday	20	16	19	24

Section 5

Use of Force - Incidents by Officers Involved - Length of Service in Years

Officers involved- length of service- refers to the length of service, in years, completed for the officer involved in the *Use of Force* incident.

Figure 5:1 compares Use of Force Reports by officer's length of service.



The following chart compares *Use of Force* Reports by length of service over the past 3 years.

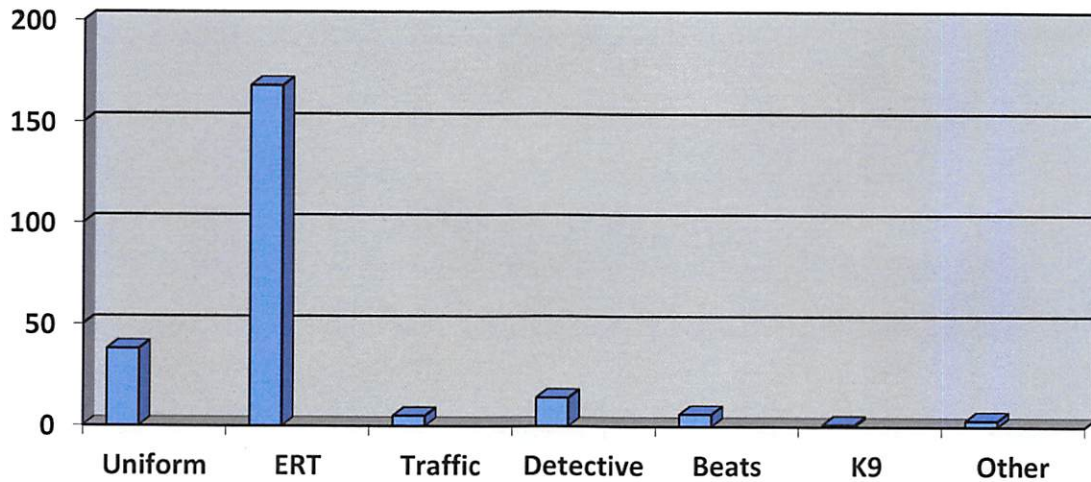
	<1 YEAR	1-2	3-5	6-10	11-15	16-20	>21	TEAM
2016	1	9	47	43	28	20	6	7
2017	5	8	53	45	29	32	9	12
2018	23	26	40	68	22	27	18	11

The majority of Use of Force reports are submitted by officers with 6-10 years of experience.

Section 6

Use of Force - Officer Assignment

Figure 6:1 compares Use of Force Reports submitted by officer's assignments.



The chart below compares Use of Force Reports by officer's assignment over the past 4 years.

	2015	2016	2017	2018
Uniform	51	58	31	38
BEAT Unit	3	3	6	6
Detectives	4	5	3	14
Traffic	1	2	4	5
ERT	109	86	138	168
Canine	2	1	1	1
Other*	16	8	9	3

The majority of Use of Force Reports are submitted by ERT members. ERT members are specially trained to handle high risk situations. ERT members carry additional equipment that is not carried by patrol officers. In 2018 the majority of ERT members were assigned to frontline duties.

* "Other" refers to supervisors, training section, court section and community youth section.

Emergency Response Team

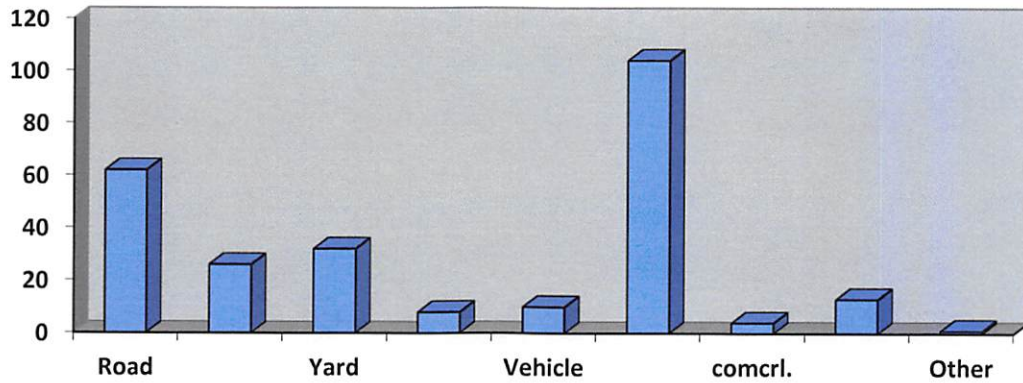
Please see the Emergency Response Team annual report for details.

Section 7

Use of Force - Report by Location of incident

The location that a use of force incident occurs is tracked. A use of force incident can include multiple locations.

Figure 7:1 compares Use of Force incidents at specific environments



The table below compares location of Use of Force Incidents over the past 4 years.

Location of incident	2015	2016	2017	2018
Roadway	31	19	28	62
Laneway	11	8	13	26
Apartment	18	10	9	23
House	19	14	35	81
Yard	10	12	18	32
Vehicle	2	4	3	10
Field	2	2	6	8
Public Site/ Commercial	17	20	14	17
Other	7	1	29	1

In 2018, officers could list multiple locations during a Use of Force Incident. From the analysis of the data, it is clear that most use of force incidents occur inside a residence.

Section 8

Use of Force - Report by Type of Incident

Type of incident refers to the type of call that the officer believed they were responding to. The incident may turn out to be a different type of occurrence than what the officer originally believed. Only the initial belief is what is captured in the data. Some incidents include more than one type. (ie: Domestic disturbance with a weapon)

The following table indicates the call the officer believed they were attending when they initiated the Use of Force.

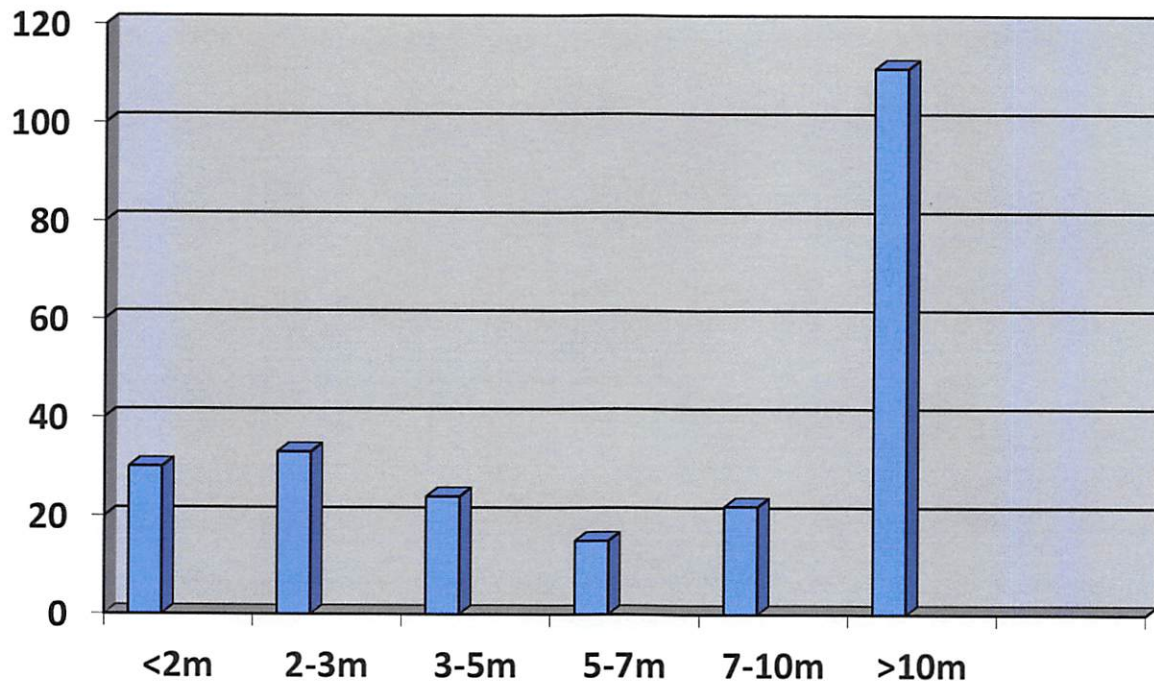
Type of Incident	2015	2016	2017	2018
Animal	10	4	5	7
Criminal Offence	4	7	10	28
Domestic	9	13	12	25
Traffic	3	1	0	6
Other/Other Disturbance	44	20	35	14
Warrant	3	4	2	4
Weapons Call	38	22	42	105
Suspicious Person	0	3	5	12
Robbery	5	10	6	7
Mental Health	Not Tracked	14	26	11

Section 9

Use of Force - Distance to Subject

Distance to subject refers to the distance between the officer and the subject at the time the decision was made to use force.

Figure 9:1 compares officer distance to subject at the time the officer decided to use force



Section 10

Use of Force – Type Used

Type of Force Used refers to all types of force options used during an incident.

The major theme of Use of Force training is focused on de-escalation techniques. The Brantford Police Service provides annual training on these techniques. Police officers are taught that the goal of any encounter is to use the least amount of force as necessary and to avoid using lethal force except as a last resort.

Type of Force	2015	2016	2017	2018
ARWEN	5	9	10	9
Animal Shot	10	4	5	7
Firearm Discharged	0	0	0	0
Firearm pointed	84	65	46	76
Firearm drawn	98	103	92	137
OC Spray	1	1	0	3
Hard Impact	1	0	1	0
Empty Hand Hard	7	8	4	10
Empty Hand Soft	20	13	13	30
Tac Com	133	99	156	191
TASER	11	8	15	8
Demonstrated Option	59	37	64	55

These numbers include the use of multiple force options at one incident. For instance, officers might have to draw and point their firearm to affect a gun point arrest. The officer may still end up in a physical altercation or use OC spray. In this case the number would include firearm drawn, firearm pointed and OC spray.

Section 11

Use of Force - Weapon Carried by Subject

The following chart depicts the weapon carried by subjects. A large number of subject have either no weapon or it is unknown if they had a weapon. Those statistics are captured in the 4 year comparison table. It is important to note that the captured information is based on what the officer perceived at the time they decided to use force, not what the item turned out to be at the conclusion of the event.

Weapon Carried by Subject	2015	2015	2017	2018
Unknown	11	15	10	32
Firearm	13	28	39	34
Knife/Edged Weapons	26	25	56	37
Impact Weapons (club)	1	10	7	4
Other	4	0	5	11
None	75	21	21	29

This number is greater than the number of incidents as it takes into account the total number of subjects and if the subject had more than one weapon.

Use of Force - Location of the Subject's Weapon

This analyzes whether the suspect had the weapon in their hands, concealed on their body or within reach. This statistic is captured based on the officers' perception and can account for multiple locations during an incident.

Location of Weapon	2015	2016	2017	2018
In Hand	25	33	35	54
At Hand	11	20	47	36
Concealed	10	10	20	18

Section 12

Use of Force - Injuries

Injuries listed are only as a result of a Use of Force. Individuals receiving medical treatment for non-related injuries (alleged or actual) are not captured.

Injuries	2015	2016	2017	2018
Officer Minor	1	3	3	1
Officer Serious	0	0	0	0
Officer Fatal	0	0	0	0
Officer Unknown	0	0	0	0
Subject Minor	9	4	4	10
Subject Serious	0	0	0	0
Subject Fatal	0	0	0	0
Subject Unknown	0	0	0	0
Third Party Minor	0	0	0	0
Third Party Serious	0	0	0	0
Third Party Fatal	0	0	0	0

Section 13

Use of Force - Weather and Lighting:

Figure 13:1 depicts the weather conditions during a Use of Force encounter

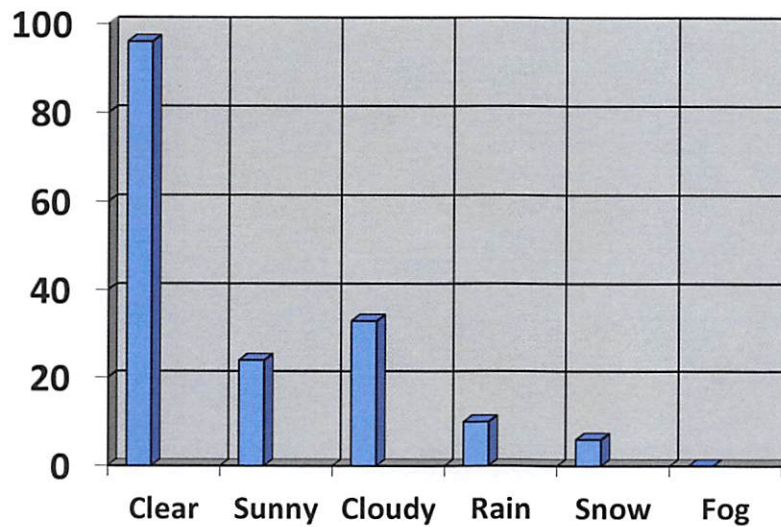
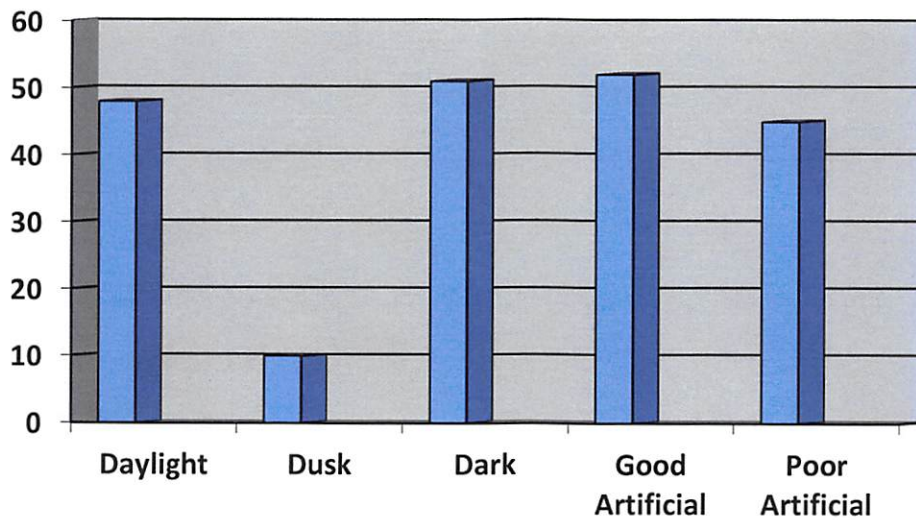


Figure 13:2 depicts the lighting conditions during a Use of Force encounter



Section 14:

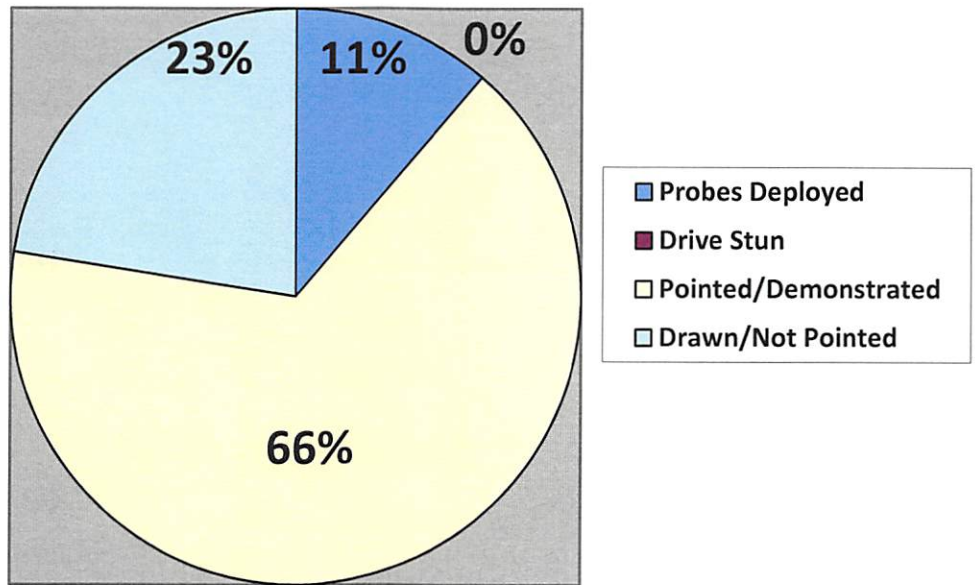
Conducted Energy Weapons (Taser)

In 2006 the Brantford Police Service began issuing the TASER X26 & M26 (Conducted Energy Weapon) to qualified individuals. Front Line Supervisors and ERT members were trained in its use and began carrying it operationally in late March 2006. In 2015, CEW was issued to all front line patrol officers. The Brantford Police Service has taken steps to ensure that the training front line officers receive on CEW exceeds the standards set by the Ministry of Community Safety and Correctional Services.

The CEW has proven to be an effective *Use of Force* option when properly deployed.

Each Use of Force Report for a CEW deployment is reviewed to ensure it complies with training. Inappropriate or excessive force is further investigated.

In total, CEW was used as a Use of Force Option at 71 incidents (some incidents involved more than 1 CEW being used). Out of those 71 incidents, probes were deployed 8 times, the device was spark/demonstrated 3 times and pointed 44 times without having to be deployed. The CEW was drawn but not pointed at an individual 16 times.



The above chart depicts the outcome of incidents where a CEW was drawn. In 89% of these incidents, the officer was able to successfully de-escalate the subject without having to deploy the CEW. In 11% of these incidents, probes were deployed by the officer.

CEW Use by Report	2010	2011	2012	2013	2014	2015	2016	2017	2018
CEW Deployed (Probes Fired)	4	3	5	2	2	13	8	15	8
Number of Cycles	7	4	5	3	5	15	8	15	12
CEW Deployed (Drive Stun)	4	1	0	2	2	0	0	0	0
Number of Drive Stun Cycles	5	4	0	2	5	0	0	0	0
CEW Drawn (DUOF)*	13	0	16	18	26	44	36	55	47
Total Incidents	31	28	21	22	33	57	40	69	71

*DUOF = Displayed Use of Force-pointed or demonstrated.

Injuries as a result of deploying a CEW are tracked by the training section. Policy dictates that anytime a subject is exposed to multiple cycles or an extended cycle they must be taken for a medical assessment. In 2018 there were no injuries as a result of the CEW. There were situations where subjects were taken for assessment and shown to have no injuries.

Summary

In 2018 there was an increase in the number of calls for service the Brantford Police Service responded to. The increase in calls for service translated into an increase in the use of force being used by officers. The training section continues to focus attention on de-escalation techniques to minimize the amount of force that officers are required to use.

The Brantford Police Service applies force in less than a quarter of a percent (in reality 0.21%) of the calls it attends. The analysis of the data shows most use of force incidents involve officers with 6-10 years of experience with the majority being from ERT. Most use of force encounters occur during the afternoon shift and in 30 patrol zone.

Analysis of this report will assist the training section in designing training to replicate real-life encounters our officers have faced.

In 2018 the Training Unit reviewed the following policies to ensure they are consistent with current training:

- Use of Force – ASP Baton
- Use of Force – Oleoresin Capsicum Spray
- Use of Force – Conducted Energy Weapon
- Use of Force
- Landlord / Tenant Dispute

Respectfully Submitted,

 April 30/19
Sergeant Dave Parker Training Section

Deputy Chief

A handwritten signature in blue ink, appearing to read "C. Wilson", is written across a horizontal line.

Chief of Police